




# ENERG

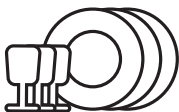


PHILCO 

PD 156 XTE



**96 kWh** /  100



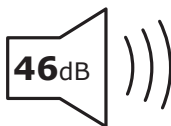
**15** x



**12,0** L



**3:53**



**46dB**

ABC**D**